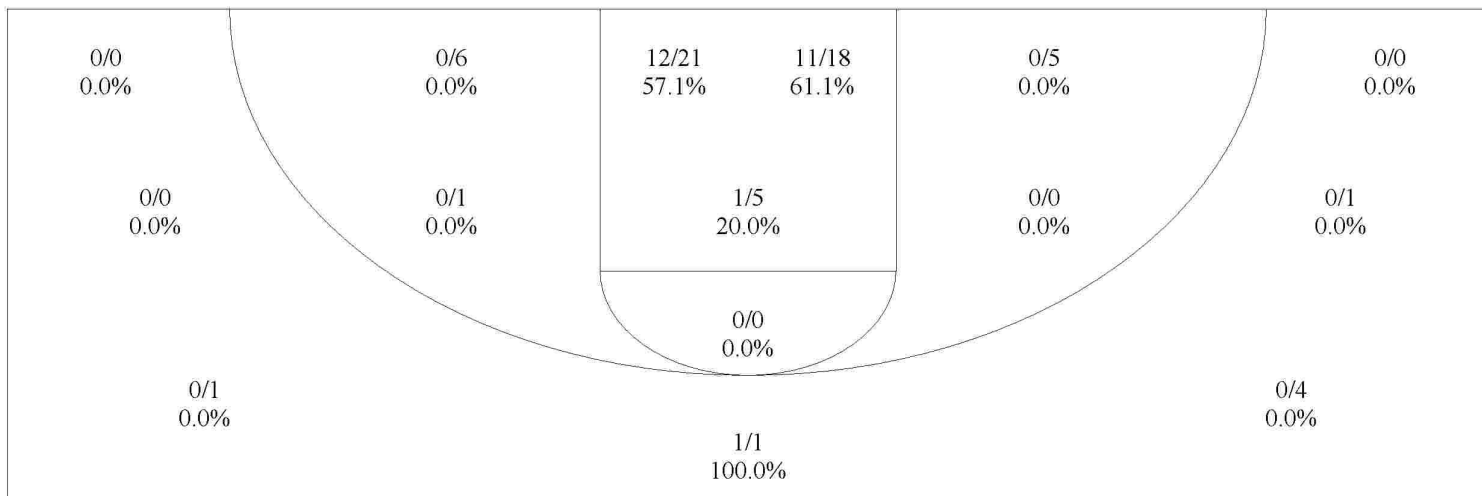


2005 AHSAA State Basketball Championships - TEAM SHOT CHART for the Calera Eagles

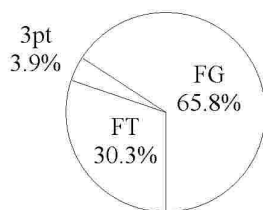
Lanett Panthers vs. Calera Eagles

DATE: 03/03/2005 TIME: 6:00 SITE: BJCC

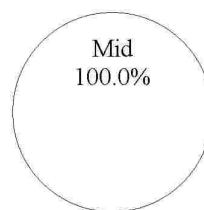


Shot Summary	M/A	%	PTS
3Pt FG	1/7	14.3%	3
2Pt FG	25/57	43.9%	50
Layups - L	0/0	0.0%	0
Layups - R	0/0	0.0%	0
Dunks	1/1	100.0%	2
Putbacks	0/0	0.0%	0
Overall Shooting	26/64	40.6%	53
Free Throws	23/37	62.2%	23
Total Points			76

Scoring Distribution




Scoring Locations



By Period	FG	FGA	FG%	3Pt	3PA	3P%	FT	FTA	FT%	PTS	ORB	DRB	TR	PF	AST	TO	BS	ST	P/S
1st Period	8	18	44.4	0	2	0.00	7	9	77.8	23	3	9	12	5	2	5	1	5	1.05
2nd Period	9	17	52.9	0	3	0.00	1	1	100	19	4	6	10	5	6	6	2	2	1.12
3rd Period	6	14	42.9	1	2	50.0	6	10	60.0	19	7	7	14	4	0	5	2	2	1.00
4th Period	3	15	20.0	0	0	0.00	9	17	52.9	15	10	6	16	5	1	2	2	1	0.65
Game	26	64	40.6	1	7	14.3	23	37	62.2	76	24	28	52	19	9	18	7	10	0.93

Scoring Breakdown



Scoring Range

